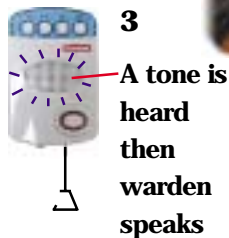
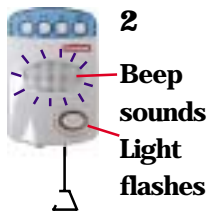



# To Call the Warden



## AMIE Radio Trigger

Press to call warden



Light will show for five seconds

## Privacy



If the button is pressed in the warden can hear you. If the button is out then the warden cannot hear you.

## Privacy Override

If the warden calls and the Privacy button is out then the warden cannot hear you. To let the warden hear you just press the button on your AMIE radio trigger once.

If you make an alarm call, by pressing a button or pulling a cord, the warden will always be able to hear you.

Copyright © Tunstall Group Ltd. 2000

Part Number: D9307005A1

Tel. 01977-661234

<http://www.tunstall.co.uk/>

## **Away facility** (if fitted)

- 1** When going away press this Away button.

This light will come on.




- 2** When returning home press the Away button and the light will go off.



## **Door Entry System** (if fitted)

- 1** You will hear a beep if someone rings your doorbell.



- 3** Press this button to open the door for the caller.



- 2** Press this button to speak to the caller: Release it to listen to the caller.



- Press this button to stop unwanted calls for a few minutes.

