

How to call the Scheme Manager

1



Press
button

or

pull cord



2



Beep
sounds

Red
alarm
button
flashes



3



A tone is
heard then
the
Scheme
Manager
speaks



4



Speak
normally -
you do not
need to
shout.

Amie Personal Trigger

Press to call
Scheme
Manager



Light will
illuminate for 5 seconds

Privacy



If the button is
pressed in the
scheme
manager can
hear you. If
the button is
out then the scheme manager
cannot hear you.


Privacy Override

If the scheme manager calls and the privacy
button is out then the scheme manager cannot
hear you. To let the scheme manager hear you
just press the button on your Amie personal
radio trigger once.

If you make an alarm call, by pressing a button
or pulling a cord, the scheme manager will
always be able to hear you.

Away Facility (if fitted)

1



When going out press the Away button.

The light above the button will come on.


2



When returning home press the Away button and the light will go off.


Message Waiting (if fitted)

1



A message is indicated by a flashing light above the right hand button. The speech module will also beep and the red alarm button will flash.


2



To listen to the message press the right hand button once. To repeat the message, press the right hand button again within 1 minute.


Door Entry System (if fitted)

1




You will hear a beep if someone rings your doorbell.

2



Press this button to speak to the caller. Release it to listen to the caller.

3



Press this button to open the door for the caller.



Press this button to stop unwanted calls for a few minutes.